





Model: FDK624 & FDK1560 Modular I/O Scan system


Description

The FDK624 & FDK1560 systems are the ideal solution for the fast creation of fixtures for JTAG tests of electronic boards. FDK624 & FDK1560 carries both standard TTL digital connections and interfaces with different electrical levels, like RS232, RS485, LVDS, Current loop and discrete high voltage (15-28V). The system includes a desk top 19"-2U case complete with a power subsystem, one or more BSPIO carriers, 1÷20 BSPIOs, a UUT adapter with its respective board connector, a TAP-I/O adapter complete with TAP and I/O connectors. Some UUT adapter with different UUT connectors and some general purpose I/O UUT Adapter are available; special UUT adapter can be manufactured upon customer specification.



Case





UUT Adapters



Sensors



Carriers



Features

- Modular test system of up to 624 independent I/Os on low cost configuration, up to 1560 I/Os on high end configuration.
- Modular 19"-2U Desk Top Box.
- Low cost, short customization time.
- High mechanical reliability, DIN41612 connectors with screw terminals.
- Compatible with standard JTAG/IEEE 1149.1 boundary-scans.
- 5V tolerant LVTTTL Logic levels, LVDS, RS485, RS232, discrete High voltage, OPTO isolated (current loop).
- Based on configurable standard modules:
 - 1 UUT adaptor module for VME,MCS, EFA, PCI, PMC buses;
 - 1÷2 BSPIO Carrier modules that can hold up to 20 BSPIOs;
 - 1-2 TAP-IO module, with TAPS and IDC connectors;
 - 1÷20 BSPIOs with multivoltage interfaces;
- I/O configuration provided by BSPIO modules and BSPIO carrier:
 - Up to 4 BSPIOS on low cost **SIMPLEX4** Carrier
 - Up to 10 BSPIOS on CAR10G Carrier
 - BSPIO-TTL78U, 78 I/O TTL 5V tolerance;
 - BSPIO-STDIF1688, I/O 16xRS485, 8xLVDS, 8+8xRS232;
 - BSPIO-DIO888, 24 discrete independent I/Os;
 - BSPIO-OPTO1212, 12 OPTO inputs, 12 OPTO outputs;
 - BSPIO-LVDS39, 39 IO LVDS;
 - BSPIO-RS485x39, 39 IO RS485;
 - BSPIO-RELE5, MUX/DEMUX 1GHz expandable, with relay device
-
- 1 TAP can be used to control the BSPIOS;
- 2-4 TAPS available for the UUT on top panel (1 Taps can be shared)
- Power Connector with sensing feedback on rear panel.
- TAPS connector (to POD), RS232 and RJ45 connector on Rear Panel
- User Leds and User Switch can be available on Front Panel
- TCK clock with high average frequency (10MHz), set to typical UUT characteristics.
- Dual Simplex4 Carrier system with various BSPIO configuration EMC Tested. Results are available and can be used for CE certification


Basic configuration

The system basic configuration includes:

- A 19"-2U desk top case, with a mechanical support Cover Panel, internal JTAG signal and power distribution, up to 7 separate power lines (3x20A+4x6A), front panel leds and switch, rear panel taps input and I/O connectors.
- One or Two SIMPLEX4 sensor subsystem (SIMPLEX4 is a Bundle composed of 1XCARRIER4 Boards+ 4xBSPIO in various configuration, see SIMPLEX4 Data Sheet)
- Three 1/3 Size Cover Panel. Two 1/3 size cover panel are able to support SIMPLEX4 subsystem, One 1/3 size carrier is able to support and UUT adapter.
- One or Two Tap and I/O interface.

Customization

The customization is very easy! All connections on specialized UUT adapter (like VME64X or similar) can be made by flat cables, by jumper plug and/or crimped wire jumpers and/or wire/wrap.



User connector milling and wire wrap/soldered connections are necessary to interface connectors on general purpose UUT adapter



The FDK624 & FDK1560 can be delivered fully assembled, tested and complete with software for the INFRA, INTER and SELF tests for the drivers and receivers of the BSPIOs (standard configurations) or in separately parts with support files for most popular Bscan tools. JTAG Technologies classic support file are available, Provision and Cascon support will be available in Q1-2009

Upon request and with the customer's specifications of the interfaces on the UUT connector, GEB can supply UUT Adapter and Cover Panel customization or Custom UUT Adapter.

Available hardware

Splitted Hardware			
GEB Prod. Name	GEB P.N.	DESCRIPTION	
DTB19-2UE	070124A4	19inch desktop case, power distribution, JTAG signal distribution.	
CP-3TS-S4	081051A1	Kit 3 Cover Panel 1/3 Size for SIMPLEX4-NT.	
UA-VME64X	081015A1	UUT adapter for VME64X bus (P1-P2 160 way, P0 95 way)	
UA-GP-FS	081025A1	UUT adapter General Purpose Full Size 290mmx160mm, 624 I/O, 7Power	
UA-GP-HS	081026A1	UUT adapter General Purpose Half Size 200mmx160mm, 468 I/O, 7Power	
UA-GP-QS	081027A1	UUT adapter General Purpose Quarter Size 200mmx120mm, 312 I/O, 5 Power	
TI2-2X40	081016A1	2XTAPS buffered interface, 2XIDC40 way connectors	
CAR10GWT	070409A2	BSPIO carrier for 10 BSPIOs, Top wire wrap terminals	
CARRIER4WT	070425A3	BSPIO carrier for 4 BSPIOs, Top wire wrap terminals	
CARRIER4T	070425A1	BSPIO carrier for 4 BSPIOs, Top IDC Male	
CARRIER4B	070425A2	BSPIO carrier for 4 BSPIOs, Bottom Header Female connectors	
BSPIO-TTL78U	041003A2	78 channels BSPIO, IO LVTTTL 5V tolerant, not protected. Auto Test.	
BSPIO-STDIF1688	041005A2	40 channels BSPIO, 16 I/O RS485, 8 I/O LVDS, 8IN+8OUT RS232. Auto Test.	
BSPIO-DIO888	041008A2	24 channels BSPIO, 24 I/O discrete independent, up to 28V Voh. Auto Test.	
BSPIO-OPTO1212	061129A2	24 channels BSPIO, 12 inputs OPTO isolated, 12 outputs OPTO isolated. Auto Test.	
BSPIO-LVDS39	080114A2	39 channels BSPIO I/O RS485. Auto Test.	
BSPIO-RS485x39	081199A2	39 channels BSPIO I/O LVDS. Auto Test.	
BSPIO-RELE5	041004A2	MUX/DEMUX BSPIO for measurement and stimulation, 20 way channels.	
BSPIO-PROTO26	041126A2	26 Parallel Boundary Scan I/Os	
FDK Fixtures Development Kits (*)			
GEB Prod. Name	GEB P.N.	Common parts description	UnCommon parts description
FDK312-JT100	081117A00	1xDTB19-2UE,	1xSIMPLEX4-NT-A0
FDK312-JT101	081117A01	1xCP-3TS-S4,	1xSIMPLEX4-NT-A1
FDK312-JT108	081117A08	1xTI2-2X40	1xSIMPLEX4-NT-A8
FDK624-JT200	081117A00	1xDTB19-2UE,	2xSIMPLEX4-NT-A0
FDK624-JT201	081117A01	1xCP-3TS-S4,	1xSIMPLEX4-NT-A0, 1xSIMPLEX4-NT-A1
FDK624-JT210	081117A18	2xTI2-2X40	1xSIMPLEX4-NT-A1, 1xSIMPLEX4-NT-A8

(*)Contact Factory for standard configuration. All combination of one or two Simplex4-NT can be standardized upon request



GEB Enterprise S.r.l.
General Electronics Business
 Via Rocca di Papa, 21 - 00179 Roma, Italy
 Phone: 06 7827464 Fax: 06 7806894
 Email: info@geb-enterprise.com
 Web: www.geb-enterprise.com

GEB Enterprise s.r.l. reserves the right to make changes in design or specification at any time without notice.
 Document Rev. 0.5 Printed 17-10-2008 ©2008 GEB-Enterprise s.r.l.

All brand names or product names mentioned are trademarks or registered trademarks of their respective owners